










Bethesda Hospital Bed, Mattress, and Accessory Information

Reason for Use and Type/Brand	Specifications, Accessories, and Additional Information	
<p>Standard Frame/mattress</p> <p>Frame = Stryker S3 with iBed Mattress = Isogel with or without pump</p> 	<ul style="list-style-type: none"> • Low to ground and can be used with floor mats • Used for patients with or without pressure ulcers regardless of Braden score risk level • Used for patients with all fall risk levels • Accessories: Tall Patients (> 6 ft. 2 in.): Bed extender available • Patient with Moisture Issues: Converts to low air-loss mattress with air pump available from stores (no provider order needed) 	<ul style="list-style-type: none"> • iBed Feature: All beds should be “green” when patient in bed. “Green” should be reviewed by nursing staff at start of each shift to ensure programmed correctly. • Linen Use: No air pump = fitted sheet and washable pad. Air pump = flat sheet and Dri-flo • Side Rails: 4 side rails is a restraint with air pump in use • Weight Limit: 500lbs • Pump Setting: “Isogel” mode
<p>Bariatric Options</p> <p>Frame = BariMaxx II Mattress = Atmos Air</p> 	<ul style="list-style-type: none"> • No provider order needed • Patient cannot be > 6ft. 2in. • Increased width for girth (one bolster = 42”, two bolsters = 48”) 	<ul style="list-style-type: none"> • Side rails: 4 side rails is a restraint • Linen Use: Flat sheet and washable pad • Weight Limit: 1000lbs
<p>Fall Risk Options</p> <p>Mattress = Arise 1000 Low air-loss and pulsation therapy</p> 	<ul style="list-style-type: none"> • Provider order for use needed • Expandable length and width • Patient can sit on edge of mattress with care rails inflated 	<ul style="list-style-type: none"> • Side rails: 4 side rails required for safety • Weight Limit: 1000lbs • Linen Use: flat sheet and Dri-flo
<p>Fall Risk Options</p> <p>Frame = Carrol Spirit Select Hi Low</p> 	<ul style="list-style-type: none"> • No provider order needed • Can be used with or without floor mats to prevent injuries, not falls • Can be used with any standard size mattress 	<ul style="list-style-type: none"> • Side rails: 4 side rails is a restraint • Weight Limit: 500lbs
<p>Pressure Redistribution Options to Heal/Reduce Ris of Pressure Ulcers</p> <p>Mattress = beveled</p>	<ul style="list-style-type: none"> • No provider order needed • Minimal pressure redistribution 	<ul style="list-style-type: none"> • Side rails: 4 side rails is a restraint • Linen Use: fitted sheet and washable pad
<p>Mattress = Stryker IsoAir Low Air-loss and Pressure Redistribution Therapy</p> 	<ul style="list-style-type: none"> • Provider order for use needed 	<ul style="list-style-type: none"> • Side rails: 4 side rails required for safety • Weight Limit: 350lbs • Linen Use: flat sheet and Dri-flo • Pump Setting: see picture in middle column – three buttons should be on all the time
<p>Mattress = PositionPro Low Air-loss and Pressure Redistribution Therapy</p> 	<ul style="list-style-type: none"> • No provider order needed 	<ul style="list-style-type: none"> • Side rails: 4 side rails required for safety • Weight Limit: 500lbs • Linen Use: flat sheet and Dri-flo • Pump Setting: default to 22 or per WOC team
<p>Mattress = Air II Low air-loss and pulsation therapy</p> 	<ul style="list-style-type: none"> • Provider order for use needed • Patient can sit on edge of mattress with care rails inflated 	<ul style="list-style-type: none"> • Side rails: 4 side rails required for safety • Weight Limit: • Linen Use: flat sheet and Dri-flo • Pump Setting: default to 4 or per WOC team
<p>Frame and Mattress = KinAir Low air-loss and air floatation therapy</p> 	<ul style="list-style-type: none"> • Provider order for use needed • For patients with current or increased risk of pressure ulcers 	<ul style="list-style-type: none"> • Side rails: 4 side rails required for safety • Weight Limit: 300lbs • Linen Use: flat sheet and Dri-flo • Pump Setting: default to 5/9/10/5 or per WOC team
<p>Mattress = Dolphin Fluid immersion therapy</p> 	<ul style="list-style-type: none"> • Provider order for use needed • Primarily used for post-op buttocks muscle flap 	<ul style="list-style-type: none"> • Side rails: 4 side rails required for safety • Weight Limit: 500lbs • Linen Use: flat sheet and Dri-flo • Pump Setting: default to 5 or per WOC team